





LEVELS OF SUPERVISION

Levels	Action by surgeon	Action by trainee
1 	1. Demonstration	
2 	2. Deconstruction	
3 		3. Formulation
4 	4. Active help	Practice
5	5. Passive help	
6	6. Indirect help	
7		7. Autonomy

Quality project
Version June 2018

Schweizerische Gesellschaft für Handchirurgie SGH
Société Suisse de Chirurgie de la Main SSM
Societatea Romana de Chirurgie a Mânii SRM



SURGICAL BRIEFING





<input type="checkbox"/> EXPERIENCE	Level of supervision reached for this procedure (1-7)
<input type="checkbox"/> PATIENT	Has named the key parameters that have led to this diagnosis and a surgical indication in this patient
<input type="checkbox"/> 3 DRAWINGS	Has drawn the incision on his own hand (1) On two ellipses representing the surgical field: - Has drawn superficial (2) and deep (3) anatomy
<input type="checkbox"/> PITFALLS	Has named or drawn potential complications and explained how to avoid them /mitigate the harm

Quality project
Version June 2018

Schweizerische Gesellschaft für Handchirurgie SGH
Société Suisse de Chirurgie de la Main SSM
Societatea Romana de Chirurgie a Mânii SRM



LEVELS OF SUPERVISION

Levels	Action by surgeon	Action by trainee
1 	1. Demonstration	
2 	2. Deconstruction	
3 		3. Formulation
4 	4. Active help	Practice
5	5. Passive help	
6	6. Indirect help	
7		7. Autonomy

Quality project
Version June 2018

Schweizerische Gesellschaft für Handchirurgie SGH
Société Suisse de Chirurgie de la Main SSM
Societatea Romana de Chirurgie a Mânii SRM



SURGICAL BRIEFING





<input type="checkbox"/> EXPERIENCE	Level of supervision reached for this procedure (1-7)
<input type="checkbox"/> PATIENT	Has named the key parameters that have led to this diagnosis and a surgical indication in this patient
<input type="checkbox"/> 3 DRAWINGS	Has drawn the incision on his own hand (1) On two ellipses representing the surgical field: - Has drawn superficial (2) and deep (3) anatomy
<input type="checkbox"/> PITFALLS	Has named or drawn potential complications and explained how to avoid them /mitigate the harm

Quality project
Version June 2018

Schweizerische Gesellschaft für Handchirurgie SGH
Société Suisse de Chirurgie de la Main SSM
Societatea Romana de Chirurgie a Mânii SRM



LEVELS OF SUPERVISION

Levels	Action by surgeon	Action by trainee
1 	1. Demonstration	
2 	2. Deconstruction	
3 		3. Formulation
4 	4. Active help	Practice
5	5. Passive help	
6	6. Indirect help	
7		7. Autonomy

Quality project
Version June 2018

Schweizerische Gesellschaft für Handchirurgie SGH
Société Suisse de Chirurgie de la Main SSCM
Societatea Romana de Chirurgie a Mânii SRM



SURGICAL BRIEFING





<input type="checkbox"/> EXPERIENCE	Level of supervision reached for this procedure (1-7)
<input type="checkbox"/> PATIENT	Has named the key parameters that have led to this diagnosis and a surgical indication in this patient
<input type="checkbox"/> 3 DRAWINGS	Has drawn the incision on his own hand (1) On two ellipses representing the surgical field: - Has drawn superficial (2) and deep (3) anatomy
<input type="checkbox"/> PITFALLS	Has named or drawn potential complications and explained how to avoid them /mitigate the harm

Quality project
Version June 2018

Schweizerische Gesellschaft für Handchirurgie SGH
Société Suisse de Chirurgie de la Main SSCM
Societatea Romana de Chirurgie a Mânii SRM



LEVELS OF SUPERVISION

Levels	Action by surgeon	Action by trainee
1 	1. Demonstration	
2 	2. Deconstruction	
3 		3. Formulation
4 	4. Active help	Practice
5	5. Passive help	
6	6. Indirect help	
7		7. Autonomy

Quality project
Version June 2018

Schweizerische Gesellschaft für Handchirurgie SGH
Société Suisse de Chirurgie de la Main SSCM
Societatea Romana de Chirurgie a Mânii SRM



SURGICAL BRIEFING

<input type="checkbox"/> EXPERIENCE	Level of supervision reached for this procedure (1-7)
<input type="checkbox"/> PATIENT	Has named the key parameters that have led to this diagnosis and a surgical indication in this patient
<input type="checkbox"/> 3 DRAWINGS	Has drawn the incision on his own hand (1) On two ellipses representing the surgical field: - Has drawn superficial (2) and deep (3) anatomy
<input type="checkbox"/> PITFALLS	Has named or drawn potential complications and explained how to avoid them /mitigate the harm

Quality project
Version June 2018

Schweizerische Gesellschaft für Handchirurgie SGH
Société Suisse de Chirurgie de la Main SSCM
Societatea Romana de Chirurgie a Mânii SRM

